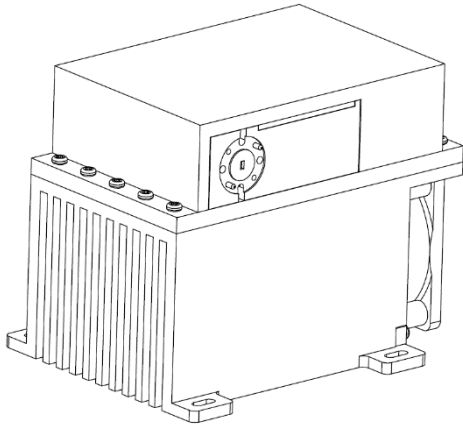


55-67GHz High Power Amplifier

Product Overview



AT-PA-5567-3032GN is GaN Based high power amplifier with +32dBm output power in the frequency of 55-67GHz. The DC power requirement is +18V/1.5A. The module is with standard WR-15 waveguide. Other Connector can be available according to request.

The power amplifier has high gain, high linearity, low input/output return loss and flat gain response.

More information, please visit www.atmicrowave.com

Advantages

- ✓ Frequency: 55-67GHz
- ✓ Psat:+32dBm
- ✓ Small signal gain: 30dB
- ✓ Single Power Supply


Application

- ✓ V Band Communication
- ✓ Test Equipment
- ✓ ROF (RF Over Fiber)
- ✓ Radar System

Key Features

Parameter	Min	Typical	Max
Frequency		55-67GHz	
Small Signal Gain	27	30dB	
Psat	+30dBm	+32dBm	
Vdd		+18V	+20V
Id(NO RF)		0.95A	
Id(Psat)		1.5A	
Input Return Loss		-7dB	
Output Return Loss		-7dB	
Spec Temp		25C	





AT-PA-5567-3032GN

55-67GHz High Power Amplifier

Mechanical Information

Item	Description
Input Port	WR-15
Output Port	WR-15
Case Material	Copper
Weight (Without Heatsink)	150g
Size:	See outline

Absolute Maximum Ratings Table

Parameter	Value
Drain Supply	+24V
RF Input Power	+15dBm
Operating Temperature	0 to +50C
Storage Temperature	-65 to +150C


Notes:

1. Datasheet may be changed according to update of MMIC, Raw materials , process, and so on.
2. This data is only for reference, not for guaranteed specifications.
3. Please contact AT Microwave team to make sure you have the most current data

Caution:

Please pay attention to the case temperature. If case temperature is higher than +50C, heat sink and fan are required, or the amplifier may be damaged.

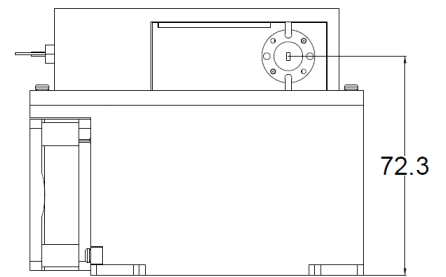
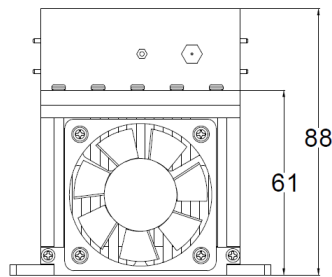
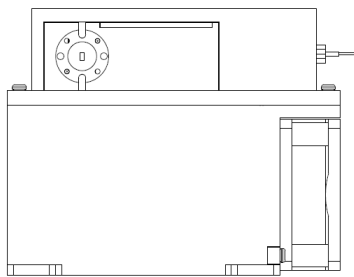
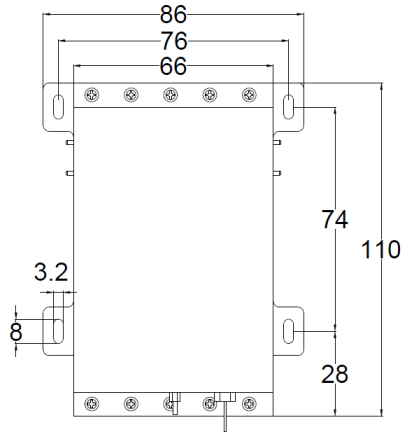




AT-PA-5567-3032GN

55-67GHz High Power Amplifier

Dimension: (TBD)



Outline with heatsink and Fan in default
Customer can remove the heatsink and Fan if using their own heatsink system.

